

Double Hyperbolic Sliding Mode Control Based on Unscented Kalman Filter for Three-legged Mobile manipulator

Seyyed Alireza Ghoreishi¹, Amir Farhad Ehyaei^{2*}, Mehdi Rahmani³

¹Phd student, Electrical Engineering Department, Imam Khomeini International University, Qazvin

²Assistant Professor, Electrical Engineering Department, Imam Khomeini International University, Qazvin

³ Assistant Professor, Electrical Engineering Department, Imam Khomeini International University, Qazvin

ABSTRACT

In this paper, mathematical and 3D modeling of a three-legged robotic arm capable of moving objects in rough terrain is first presented. Then, considering the noise and environment disturbances, a suitable control method is proposed. Controlling this robot because of its nonlinear dynamics and the presence of disturbances and environmental effects is a very important and complex issue. Therefore, the controller should be able to set the robot in the right position as quickly as possible and eliminate the effect of environmental disturbances and noise on the system response. Accordingly, in this paper, a Double Hyperbolic Sliding Mode Control based on Unscented Kalman Filter is developed for a three-legged mobile manipulator and system stability is proved by Lyapunov theory. In the proposed controller design, while considering the disturbance term in the dynamic model of the system, an Unscented Kalman Filter is used to reduce the noise effect, which improves the robustness of the system under severe conditions. Finally, the performance of the proposed controller is compared with the inverse dynamic controller and the integral sliding mode control on the robotic system. The results show faster operation speed and accuracy in the system response.

KEYWORDS:

Mobile Manipulator, Three-legged robot, Double Hyperbolic Sliding Mode, Unscented Kalman Filter.

1. Introduction

Many of the Earth's creatures use their feet for movement, which has researchers inspired to design legged robots in recent years. These robots have many advantages over other types of moving robots, including discontinuous surface contact [1], high maneuverability, ability to move in rough terrain, ability to cross obstacles and climb stairs. Maintaining the balance and stability of the robot in motion is one of the major challenges in designing legged robots. Since legged robots (except for biped robots) have at least two points of contact when moving, their stability and balance are guaranteed. On the other hand, as the number of legs increases, the number of actuators and joints increases. This increases the cost and complexity of robot control. Accordingly, the three-legged robot structure is proposed as a compromise between balance and complexity. This structure is well-balanced due to having two ground contact points when moving. On the other hand, the analysis of the robot is less complex because the number of legs of the robot is less than other robots [2]. Other important issues in controlling these robots are balanced

movement in the presence of uncertainties and disturbances, which have been proposed several solutions to answer. In the reference [3], feedback linearization control is used for the stable movement of the biped robot. In [4], robust sliding mode control is used for a five-link robot in the presence of uncertainties. Reference [5] introduces a robust controller for moving a legged robot by optimizing step position and step time. In [6], three methods, including PD control, sliding mode control, and feedback linearization control on the biped robot, are studied, the results of which confirm that the sliding mode control method is better. One disadvantage of sliding mode control is the presence of chattering on the control signal, which damages the actuators. Other sliding mode control methods have been proposed for eliminating chattering and faster convergence towards the sliding surface, most recent examples of which include exponential functions [7] or double hyperbolic functions [8]. Greater convergence speed and better chattering elimination are the advantages of double hyperbolic compared to other methods. Another issue in the design of control systems is the inaccessibility of the states or the noise over the measured values, an Unscented Kalman Filter can be used to solve it. This

* Corresponding Author: Email: f.ehyaei@eng.ikiu.ac.ir

estimator directly uses nonlinear dynamics, so it is not required to calculate the Jacobian such as the Extended Kalman Filter [9, 10]. In this paper we propose a method of double hyperbolic sliding mode control based on an Unscented Kalman Filter for controlling a three-legged mobile manipulator in the presence of disturbances and noises. In this regard, in Section 2, the robot model and Unscented Kalman Filter are introduced, then the control method is proposed. The results of the simulation in Section 3 and the conclusions in Section 4 are presented.

2. Methodology

a) Robot Model

The three-legged robot model presented in this paper is illustrated in "Figure 1". In this robot, each leg has 3 DOF, which is attached to the base of the robot with 6 DOF, and a 3 DOF arm is placed on the base of the robot. The robot is also point feet because of its simplicity and less computation. In "Figure 1", $[x_b, y_b, z_b]$ are the Cartesian coordinates of the base in the reference frame and $[\theta_b, \varphi_b, \psi_b]$ are the spatial orientations of the base in the reference frame. Based on the kinematic model of the robot and the numbering of each leg according to "Table 1":

Table 1: Numbering of each leg

Leg location	Front	Back left	Back right
Leg number	1	2	3

the generalized coordinates of the robot include the body, legs and the arm variables as follows:

$$q_b = \begin{pmatrix} x_b \\ y_b \\ z_b \\ \theta_b \\ \varphi_b \\ \psi_b \end{pmatrix} \quad q_L^1 = \begin{pmatrix} \theta_1^1 \\ \theta_2^1 \\ \theta_3^1 \end{pmatrix} \quad q_L^2 = \begin{pmatrix} \theta_1^2 \\ \theta_2^2 \\ \theta_3^2 \end{pmatrix}$$

$$q_L^3 = \begin{pmatrix} \theta_1^3 \\ \theta_2^3 \\ \theta_3^3 \end{pmatrix} \quad q_{ARM} = \begin{pmatrix} \varphi_1 \\ \varphi_2 \\ \varphi_3 \end{pmatrix}$$

Where q_b is the base coordinate, q_L^i the generalized coordinates of the leg with the number "i", and q_{ARM} are the generalized coordinates of the arm. The generalized coordinates of the robot are obtained as follows:

$$q = \begin{pmatrix} q_b \\ q_L^1 \\ q_L^2 \\ q_L^3 \\ q_{ARM} \end{pmatrix}$$

Using the extended Lagrangian method, the closed form of the three-legged robot model is finally obtained as follows [11, 12]:

$$M(q)\ddot{q} + C(\dot{q}, q)\dot{q} + G(q) = \tau + d \quad (1)$$

Where M is the inertia matrix, C is the Coriolis matrix, G is the gravity matrix, τ is the torque vector and d is the disturbance vector in the system.

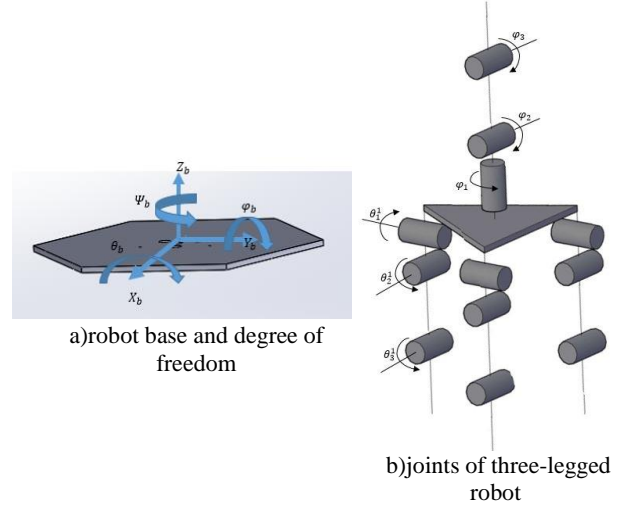


Figure 1 : Three-legged robot model

In this paper, controller design is performed in the support phase. In the support phase, all the three legs are on the ground. On the other hand, the balance of the robot is checked using the center of gravity image method. According to this method, the system is balanced if the horizontal image of the center of gravity is inside a support polygon.

b) Unscented Kalman Filter

The Unscented Kalman Filter method is fully listed in references [9, 10].

c) Double Hyperbolic Sliding Mode Control

In the double hyperbolic sliding mode control the reaching law is given by [8]:

$$\dot{s} = -k_1 \tanh(as) - k_2 |s| \cdot \text{asinh}(bs^q) \quad (2)$$

Where "s" is the sliding surface, k_1 , k_2 , a and b are the positive parameters and q are the positive and the odd power, respectively. "tanh" is the hyperbolic tangent function and "asinh" is the inverse hyperbolic sine. Now select the sliding surface as follows:

$$S = \dot{e} + \lambda e \quad (3)$$

Where $e = q - q_d$ is the error, and we can write:

$$S = \dot{q} - \dot{q}_r \quad (4)$$

and $\dot{q}_r = (\dot{q}_d - \lambda e)$. Now, choose the Lyapunov function as follows:

$$V = \frac{1}{2} S S^T \quad (5)$$

By differentiating the Lyapunov function and substituting 1 and 4 into it, we will have:

$$\dot{V} = S^T (-M^{-1}(C\dot{q} + g - \tau - d) - \ddot{q}_r) \quad (6)$$

Now, by choosing the torque as follows:

$$\tau = C\dot{q} + g + M\ddot{q}_r - MK_1 \tanh(aS) - MK_2 |S| \operatorname{asinh}(bS^q) \quad (7)$$

and substituting in 6, and considering $|M^{-1}d| \leq \varepsilon$ we will have:

$$\dot{V} = -|S^T| (K_1 \tanh(a|S|) - \varepsilon) - S^T K_2 |S| \operatorname{asinh}(bS^q) \quad (8)$$

So, if $|S| \geq \frac{1}{a} \tanh^{-1}\left(\frac{\varepsilon}{K_1}\right)$ system is stable. The overall structure of the proposed control scheme is shown in Figure 2.

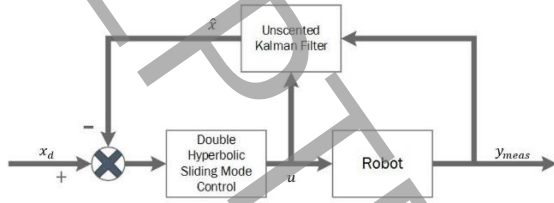


Figure 2 : Proposed control scheme

3. Simulation results

The simulation results of the three-legged robot using a double hyperbolic sliding mode control based on unscented kalman filter are presented in this section. The performance of this controller is also compared with the inverse dynamic controller and the integral sliding mode controller. The simulation is performed in the presence of disturbance as a shock at $t = 1$ s to $t = 1.25$ s and disturbance as applied force from $t = 1.5$ s to the end, which is applied to the first joint of the front leg. The goal is to move the base of robot on a 9cm square on the xy plane as well as angle of the first and third joints of the arm varying from 0 to 90 degrees. From "Figure 3" it can be seen that, the double hyperbolic sliding mode controller not only has a faster response than other methods, but it has also well robustness to disturbance. Figure 3-a shows the path passed by the robot base in each of the control methods, Figure 3-b also shows the changes in the image of the center of mass as the robot base and arm move. Since the image of the center of mass is inside the support polygon, the robot is balanced.

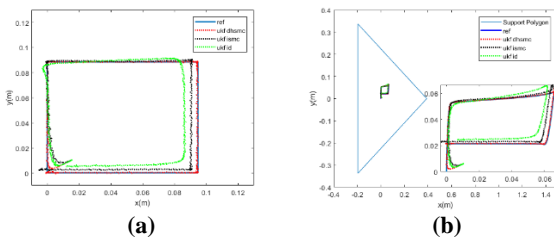


Figure 3 : a) path pass by the robot base, b) changes in the image of the center of mass.

4. Conclusions

In this paper, after obtaining a three-legged mobile manipulator model, a double hyperbolic sliding mode controller based on an Unscented Kalman Filter was proposed to estimate the nonlinear states of the robot and control it in the presence of external disturbances. The stability of the closed loop system for the proposed controller was also proved by using Lyapunov theory. Based on the results of the simulation and compared to sliding mode control and inverse dynamic control, the proposed method is more robust than the other two methods in addition to the convergence speed under the same conditions. Future work is to extend the proposed control method using neural networks and force control.

References

- [1] D.W. Hong, R.J. Cipra, Optimal Force Distribution for Tethered Climbing Robots in Unstructured Environments, in, 2002, pp. 1135-1144.
- [2] J.R. Heaston, D.W. Hong, Design Optimization of a Novel Tripedal Locomotion Robot Through Simulation and Experiments for a Single Step Dynamic Gait, in, 2007, pp. 715-724.
- [3] H.K. Lum, M. Zribi, Y.C. Soh, Planning and control of a biped robot ,International Journal of Engineering Science, 37(10) (1999) 1319-1349.
- [4] S. Tzafestas, M. Raibert, C. Tzafestas, Robust sliding-mode control applied to a 5-link biped robot, Journal of Intelligent and Robotic Systems, 15(1) (1996) 67-133.
- [5] H. Jeong, I. Lee, O. Sim, K. Lee, J.-H. Oh, A robust walking controller optimizing step position and step time that exploit advantages of footed robot, Robotics and Autonomous Systems, 113 (2019) 10-22.
- [6] M.H. Raibert, I.E. Sutherland, Machines That Walk, Scientific American, 248(1) (1983) 44-53..
- [7] H. Ma, J. Wu, Z. Xiong, A novel exponential reaching law of discrete-time sliding-mode control, IEEE Transactions on Industrial Electronics, 64(5) (2017) 3840-3850.
- [8] L. Tao, Q. Chen, Y. Nan, C. Wu, Double hyperbolic reaching law with chattering-free and fast convergence, IEEE Access, 6 (2018) 27717-27725.
- [9] S.J. Julier, J.K. Uhlmann, Unscented filtering and nonlinear estimation, Proceedings of the IEEE, 92(3) (2004) 401-422.
- [10] Y.S. Hagh, R.M. Asl, V. Cocquempot, A hybrid robust fault tolerant control based on adaptive joint unscented kalman filter, ISA transactions, 66 (2017) 262-274.
- [11] J.J .Craig, Introduction to robotics: mechanics and control, 3/E, Pearson Education India, 2009.
- [12] H. Abedini, S.A. A.Moosavian, Dynamic Modeling of a Quadruped robot, K.N.TOOSI University of technology, 2011.(In persian).