

# Three-Dimensional numerical study of solid oxide fuel cell performance with converging diverging flow field

Hanieh Hesami<sup>1</sup>, Mehdi Borji <sup>1\*</sup>, Javad Rezapour<sup>1</sup>

<sup>1</sup> Department of Mechanical Engineering, Lahijan Branch, Islamic Azad University, Lahijan, Iran

## ABSTRACT

Main important roles of bipolar plates in SOFCs are the uniform distribution of reactants to the reaction sites, the collection of current and the separation of each cell from another. Therefore, the performance of a SOFC is highly dependent on air and fuel flow channel design. In order to investigate how the geometry of air and fuel flow channels affects performance, current and power density, simulation results are discussed to evaluate the performance of two types of fuel cells with direct ducts, and converging diverging ducts. In this research, a three-dimensional model of an anode-supported hydrocarbon fueled SOFC is presented. The results show that the pressure difference between the converging diverging channels produces a transverse flow in the channels and ribs which is favor of better distribution of the reactants in the fuel cell with the converging diverging channels. This transverse velocity causes a 6% increase in fuel consumption in the cell with converging diverging channels than the cell with direct channels at voltage of 0.7V, but due to the reduction of the reaction area of this cell compared to the usual cell, the current density is 10% lower. At voltages above 0.55V, fuel cells with converging diverging channels have a higher fuel consumption than fuel cells with direct channels due to the presence of transverse flows.

## KEYWORDS

Solid oxide fuel cell, converging diverging channels, bipolar plates design, transverse flow

---

\* Corresponding Author: Email: mborji@liau.ac.ir

## 1. Introduction

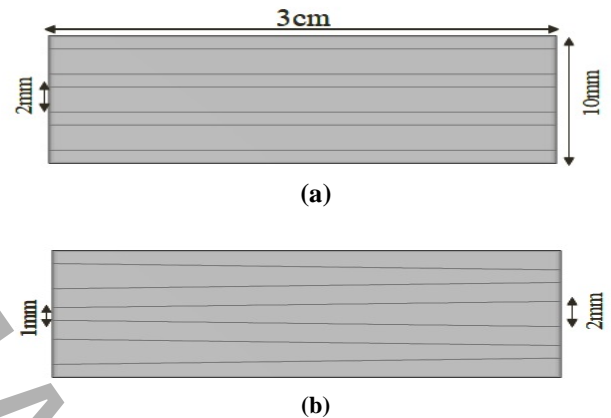
Solid oxide fuel cell is an effective energy conversion device that converts chemical energy into electrical energy and heat through electrochemical reactions of fuel and oxidant [1]. A planar SOFC consist of an ion-conducting cermet electrolyte that is sandwiched between two porous electrodes, which in turn are appended by bipolar-plate interconnectors that have flow channels etched in them to supply the fuel and oxidant [2]. The bipolar plate is a layer that is responsible for gas transfer, effective mass transfer, and uniform distribution of reactants and leads to the production of a uniform electric current to increase the power density of the cell. An important role of bipolar plates is the uniform distribution of reactants to reaction sites. These plates also help collect current, maintain a stable temperature, and separate each cell from the other. Gaseous species flow through gas channels. Channel walls collect current from the electrochemical reaction surface and direct it out of the fuel cell. In order to achieve a balance between larger electrochemical reaction area and a shorter current collection pathway, one must answer the question of how bipolar plates should be designed and what kind of geometry is suitable for having the highest output power density and best cell performance.

A detailed literature review of various SOFC design and performance optimization has been carried out by Ramadhani et al [3]. This review shows that studies that have investigated the effect of channel geometry on the performance of solid oxide fuel cells are rare. While many studies have been done on the design of bipolar plates in proton membrane fuel cells. Among the few studies on channel geometry [4-6], a study examining the three-dimensional effect of channel convergence and divergence on solid oxide fuel cell performance has not yet been observed. Also, the fuel used in the anodic channel in all research is hydrogen. Therefore, in this study, in order to investigate the effect of converging diverging channels on the efficiency of solid oxide fuel cells, the performance of two types of fuel cells fed with modified natural gas mixture including direct channels and converging diverging channels have been compared.

## 2. Modeling

In this study, two types of cells with normal channels (including three straight channels with a width of 2 mm and a height of 1 mm) and converging diverging channels (including two converging channels and one diverging channel) have been investigated. Figure 1 shows the top view of both types of fuel cells. Details of

cell geometry with normal channels are listed in Table 1. The three dimensional steady-state model for an anode-supported SOFC is used to analyze the electrochemical reaction coupled with conservation of gaseous species mass, momentum, energy and charge. The governing equations are solved by the commercial software COMSOL Multiphysics (version 5.4). The computational domain includes interconnects, fuel and air flow channels, electrodes active and support layer, and electrolyte dividing the total cell into the nine zone. The temperature dependence of thermal conductivity and heat capacity of gas species are taken into account. It is assumed that the gas flow within channel and electrode is laminar due to the low velocity. Also, in order to reduce the calculation time, local thermal equilibrium between gas and solid phases within the porous electrodes is considered and co-flow configuration is modelled in all channel designs. Finally, ideal gas is applied for all gaseous specie.



**Figure 1. Top view of fuel cells with a / direct channels b / converging diverging channels**

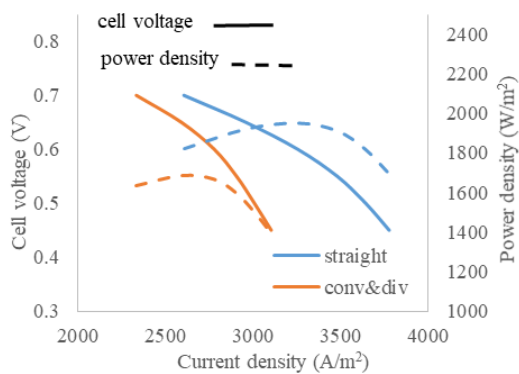
**Table 1. Geometric details of simulated fuel cells**

Cell geometry parameters	units	Value
Channel length	mm	30
Fuel/Air channel height	mm	1
cell width	mm	10
Interconnect thickness	$\mu\text{m}$	300
Electrolyte thickness	$\mu\text{m}$	10
Cathode active layer thickness	$\mu\text{m}$	20
Cathode support layer thickness	$\mu\text{m}$	50
Anode active layer thickness	$\mu\text{m}$	15
Anode support layer thickness	$\mu\text{m}$	400

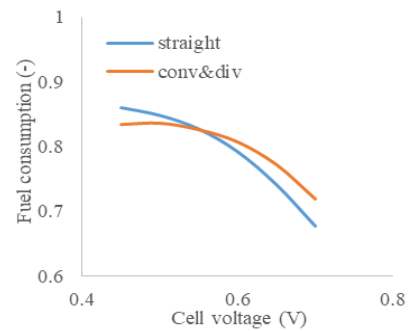
## 3. Results and Discussion

To study the effect of channel convergence and divergence on solid oxide fuel cell performance, simulations were performed for six different operating

voltages (0.45, 0.5, 0.55, 0.6, 0.65 and 0.7 volts). Figure 2 shows the polarization and power density diagrams for both converging diverging and straight channel geometries. For both channel geometries, the current density increases as the operating voltage decreases. As the current density increases, the power density first increases and then decreases due to the decrease in the cell voltage. This Figure also shows that the fuel cell with direct channels has a higher current and power density than the fuel cell with converging diverging channels. This difference is lower at higher voltages. The reason for the increase in current density in direct channels is a 33% increase in the area of direct channels (the interface between channels and electrodes) compared to converging diverging channels and an increase in the mass flow rate of fuel and air entering these channels. Therefore, cell with direct channels has better performance than cell with converging diverging channels, that's mean convergence and divergence of channels have a negative effect on current density and power. Figure 3 shows the fuel consumption coefficient for different cell voltages for both types of cells with different channels. As can be seen, as the cell voltage increases, the fuel consumption coefficient for both types of cells decreases. This diagram also shows that these two curves have an intersection point, that is, up to an operating voltage of 0.55 V, the fuel cell with direct channels has a higher fuel consumption coefficient than the cell with converging diverging channels, however, for voltages higher than 0.55 volts, the fuel cell with converging diverging channels has a higher fuel consumption coefficient. Therefore, at operating voltages below 0.55 volts, the fuel cell with converging diverging ducts has a lower fuel consumption, current and power density than the fuel cell with direct ducts. At operating voltage of 0.7 volts, a fuel cell with converging diverging channels has a 6% higher fuel consumption coefficient but a 10% lower current density than a direct-channel fuel cell.



**Figure 2. Polarization and cell power diagrams for both types of channel geometry**



**Figure 3. The effect of convergence and divergence of channels on fuel consumption**

#### 4. Conclusions

In this paper, a three-dimensional mathematical model of an internal reforming planar solid oxide fuel is presented. Numerical solution results are presented to evaluate the performance of two fuel cells with converging diverging channels and ordinary direct channels. The result of these simulations showed that the pressure difference between the converging diverging channels leads to the production of transverse flow in the channels and ribs for better oxygen distribution in the cathodic active layer. For voltages above 0.55 volts, the fuel cell with divergent ducts has a higher fuel consumption coefficient than the fuel cell with direct ducts due to the presence of transverse currents. Increasing the fuel consumption coefficient in the fuel cell with converging diverging channels improves the performance of this type of cell compared to the cell with normal direct channels in operating voltages higher than 0.55 volts.

#### 5. References

- [1] J. M. Park, D. Y. Dae Yun Kim, Baek J.D. Baek, Y-J. Yoon, P-Ch. Su, S.H. Lee, Effect of Electrolyte Thickness on Electrochemical Reactions and Thermo-Fluidic Characteristics inside a SOFC Unit Cell, *Energies*, 11 (2018) 1-15.
- [2] R.M. Manglik, Y.N. Magar, Heat and Mass Transfer in Planar Anode-Supported Solid Oxide Fuel Cells: Effects of Interconnect Fuel/Oxidant Channel Flow Cross Section, *Journal of Thermal Science and Engineering Applications*, 7 (2015) 041003-12.
- [3] F. Ramadhani, M.A. Hussain, H. Mokhlis, S. Hajimolana, Optimization strategies for solid oxide fuel cell (SOFC) application: a literature survey, *Renewable & Sustainable Energy Reviews*, 76 (2017) 460–84.
- [4] Z. Lin, J.W. Stevenson, M.A. Khaleel, The effect of interconnect rib size on the fuel cell concentration polarization in planar SOFCs, *Journal of Power Sources*, 117 (2003) 92-97.
- [5] Y.N. Magar, R.M. Manglik, Modeling of Convective Heat and Mass Transfer Characteristics of Anode-Supported Planar Solid Oxide Fuel Cells, *Journal of Fuel Cell Science and Technology*, 4 (2007) 185-93.
- [6] I. Khazaei, A. Rava, Numerical simulation of the performance of solid oxide fuel cell with different flow channel geometries, *J Energy*, 119 (2017) 235-44.